

Using WV Deli to Check Out Electronic Library Books

Since the physical libraries are mostly closed, I wanted to remind y'all that you can still borrow ebooks, and these digital books can be read on your computer, phone, tablet or eReader.

Morgantown Public Library: <http://www.mympls.org/download-it>


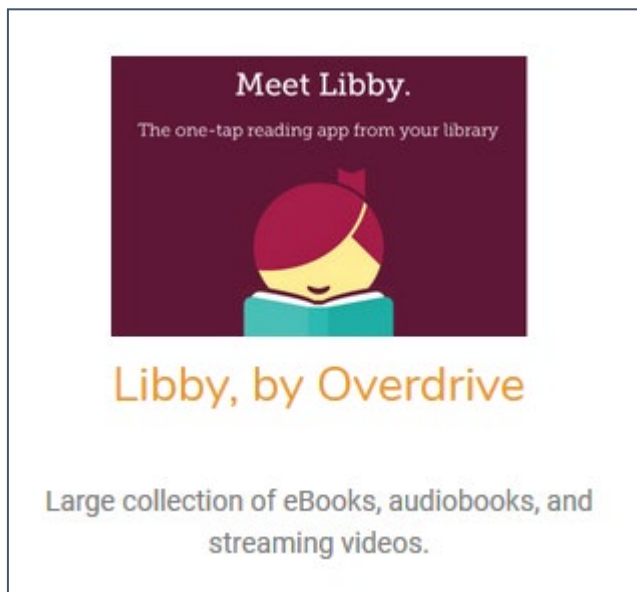
South Charleston Public Library: <https://scplwv.org/>

Kanawha County Public Library: <http://kanawhalibrary.org/collection/downloadables/>

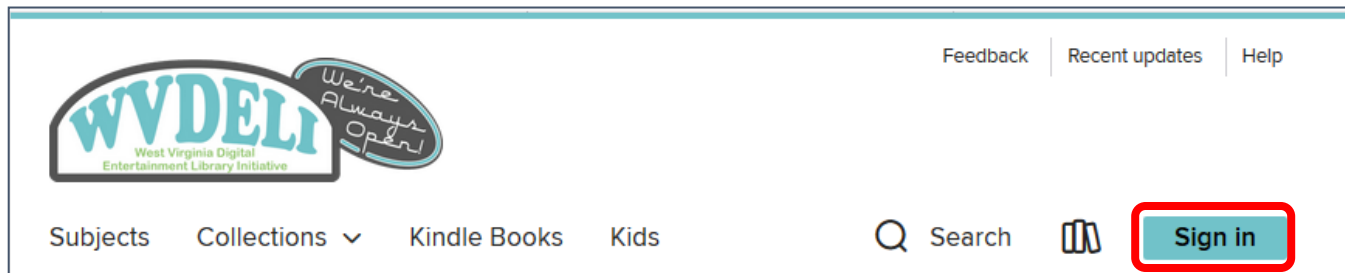
To access your local library online, you'll need your library card, which has your library card number on it. And you'll probably need a magnifying glass to read that number.

Logging into WVU Deli

1. Go to your library website. Once there, you will look for either the WV Deli or Libby, By Overdrive link (depending upon your library website). For MPL and SCPL these links should be in the main screen—just scroll down until you see the link.

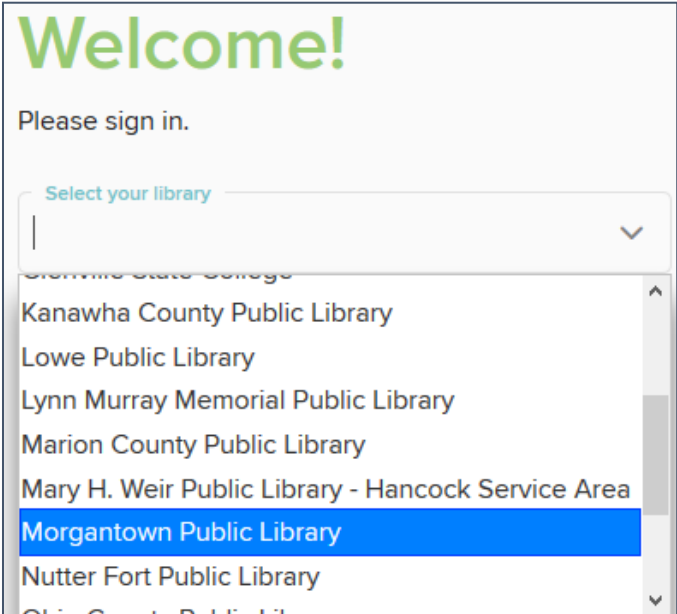


2. Once you click on the appropriate link, you should be taken to the WV Deli website.



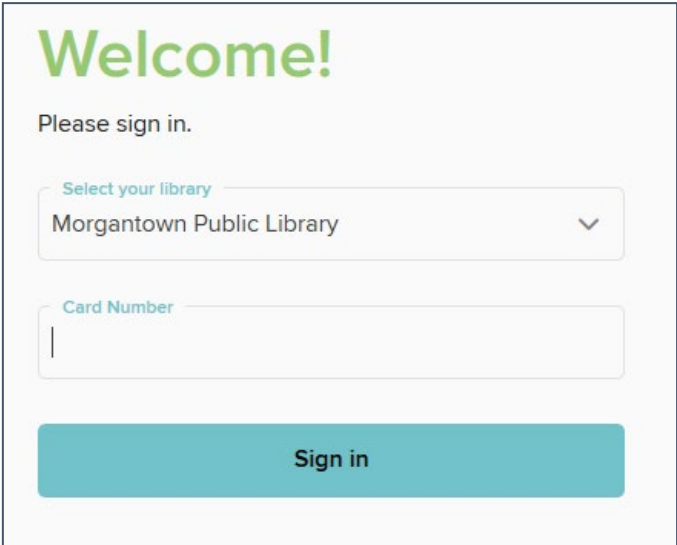
3. On the right side of the screen towards the top, click on **Sign In**.

4. The Welcome window appears. From the drop down menu select your Public library.



The screenshot shows the top portion of a web page titled "Welcome!". Below the title is the text "Please sign in.". There is a dropdown menu labeled "Select your library" which is currently open, displaying a list of library names. The list includes "Kanawha County Public Library", "Lowe Public Library", "Lynn Murray Memorial Public Library", "Marion County Public Library", "Mary H. Weir Public Library - Hancock Service Area", "Morgantown Public Library" (which is highlighted in blue), and "Nutter Fort Public Library".

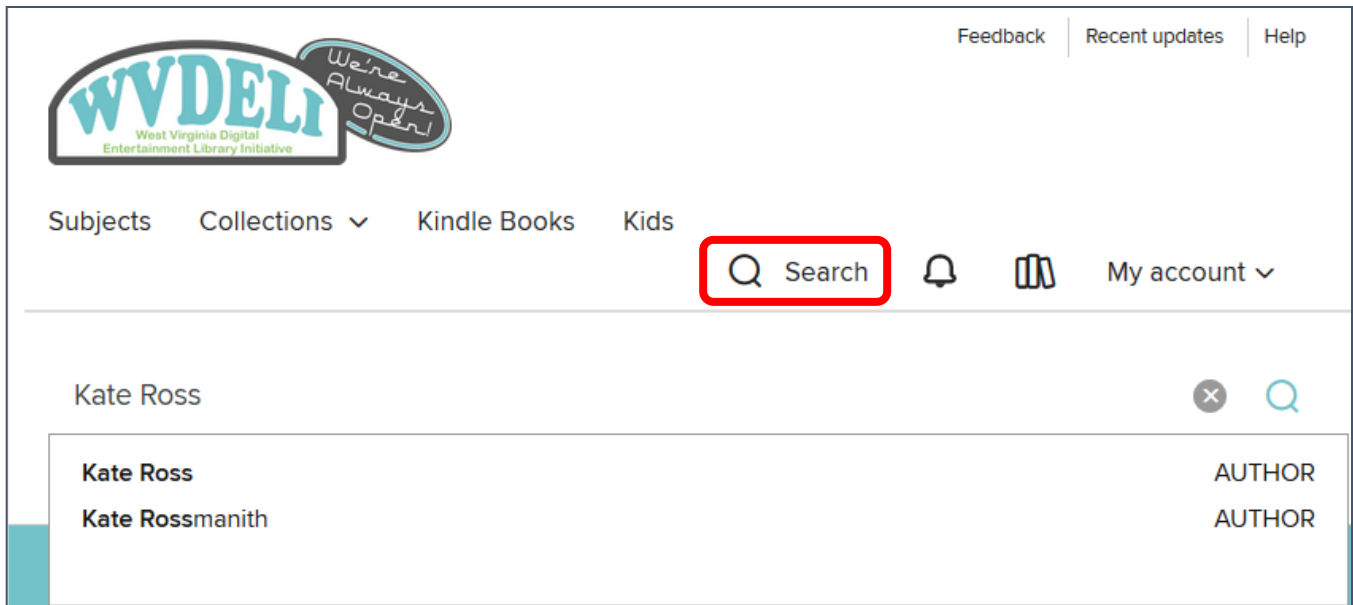
5. After selecting your library, enter your **Card Number**. On my library card, that number is on the back, towards the bottom of the card.
6. After you have entered your number, click **Sign In**.
7. You are now able to browse and borrow ebooks and audio books.



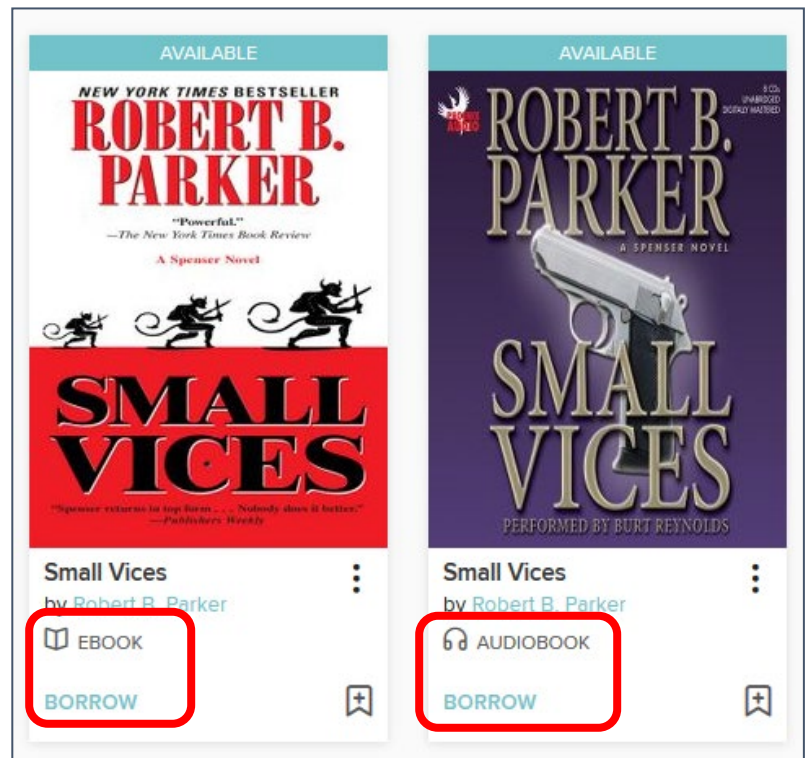
The screenshot shows the same "Welcome!" sign-in page. The "Select your library" dropdown menu is now closed, and "Morgantown Public Library" is displayed as the selected option. Below this is a text input field labeled "Card Number" which is empty. At the bottom of the form is a teal button labeled "Sign in".

Finding Books

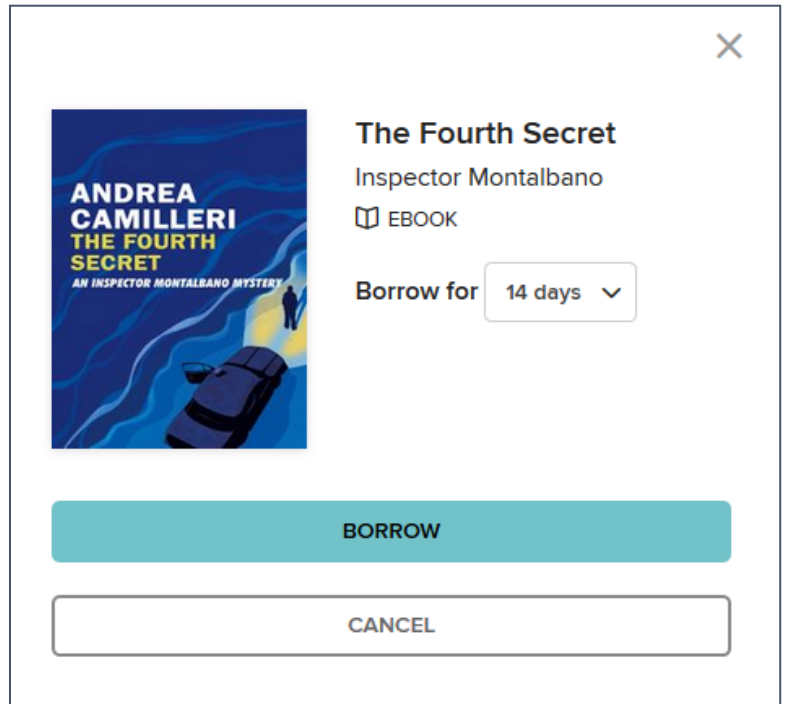
Once you have logged in, you can search for eBooks and audio books.



1. Towards the top of the window, click **Search**.
2. In the search box, start to type the name of the book or author.
3. A list appears as you type. You can click on an item from the list or click the magnifying glass icon.
4. A list of books matching your criteria are displayed.
5. Underneath each book you can see whether it is an ebook or an audio book, and whether it is currently available to borrow.
6. Click on the **Borrow** link if you would like to read or listen to the book.

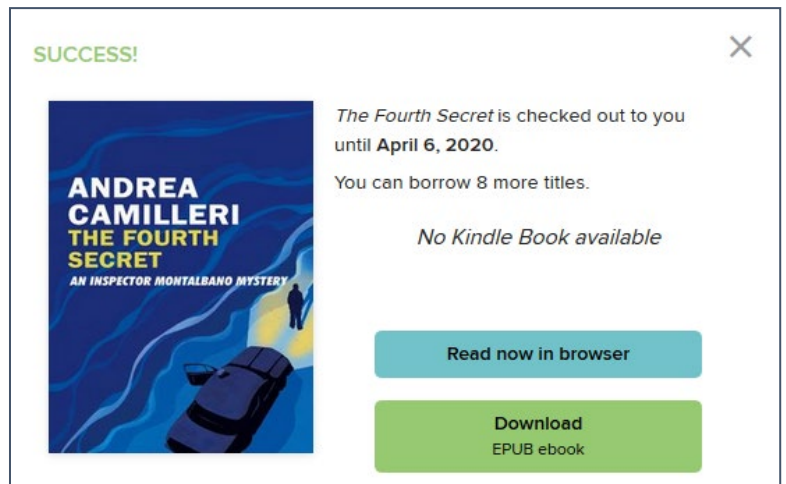


7. You have the option to select how long you would like to have the book. If you are okay with that length, click **Borrow**.



The screenshot shows a dialog box for borrowing the book "The Fourth Secret" by Inspector Montalbano. On the left is the book cover, which features a dark car on a road at night with a person walking in the distance. The text on the cover reads "ANDREA CAMILLERI THE FOURTH SECRET AN INSPECTOR MONTALBANO MYSTERY". To the right of the cover, the title "The Fourth Secret" is displayed in bold, followed by "Inspector Montalbano" and "EBOOK" with a book icon. Below this, there is a "Borrow for" section with a dropdown menu currently set to "14 days". At the bottom of the dialog are two buttons: a teal "BORROW" button and a white "CANCEL" button with a grey border. A close button (X) is in the top right corner.

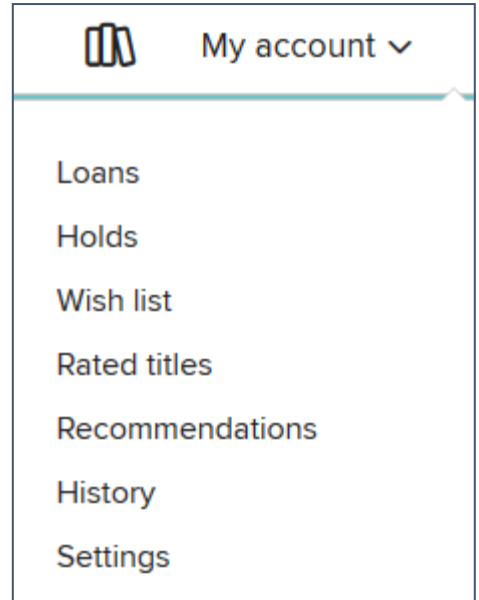
8. Depending up what type of material you have borrowed, you will have the option to read in kindle, download, read in browser, etc. To read on your kindle, click on the kindle link, and then once Amazon opens, click on the link to send the book to your device or read it on the kindle app on your computer.



The screenshot shows a "SUCCESS!" dialog box indicating that the book "The Fourth Secret" has been checked out. On the left is the same book cover as in the previous screenshot. To the right, the text reads "The Fourth Secret is checked out to you until April 6, 2020." and "You can borrow 8 more titles." Below this, it says "No Kindle Book available". At the bottom are two buttons: a teal "Read now in browser" button and a green "Download EPUB ebook" button. A close button (X) is in the top right corner.

Finding Your Loans


1. You can view the books you have borrowed by clicking on the link for **My account**.
2. From the drop down menu, select **Loans**.



Loans

You can borrow 8 more titles. [See all account limits.](#)

EXPIRES IN 14 DAYS




The Fourth Secret ⋮
Inspector Montalbano Series...
Andrea Camilleri
EBOOK
★★★★☆
No Kindle Book available

[Read now in browser](#)

[Download EPUB ebook](#)

[Return](#)

EXPIRES IN 12 DAYS



Death in Kew Gardens ⋮
A Below Stairs Mystery Serie...
Jennifer Ashley
EBOOK
★★★★☆

[Read now with kindle](#)

Read on your phone, tablet, and more.

[Having trouble?](#) >

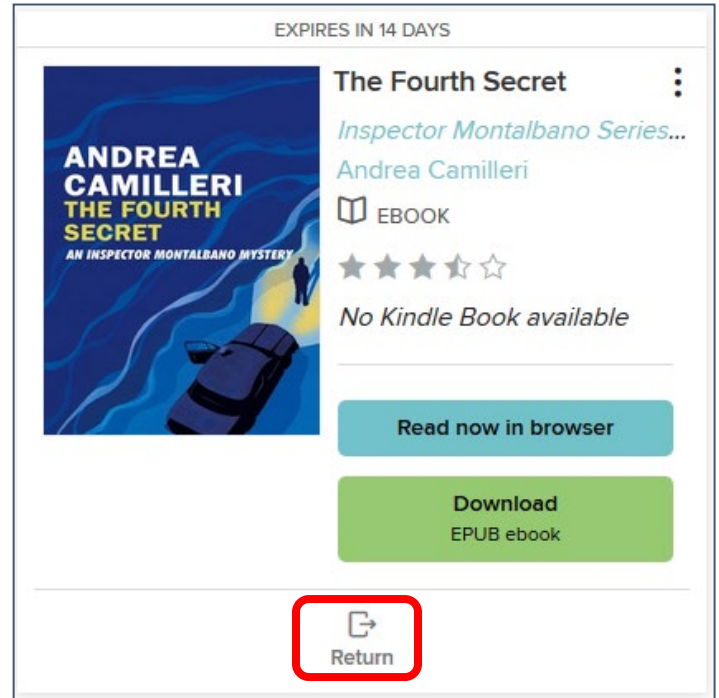
[Return](#)

3. A list of the books you have checked out is displayed.

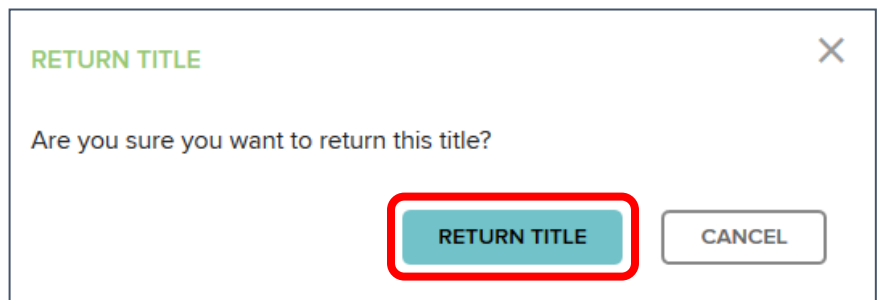
Returning Books

Although books are automatically returned when your loan time is over, with so many people using the system, it is kind to return books when you are finished with them.

1. Go to your loans (See above).
2. Beneath the book you finished, click **Return**.

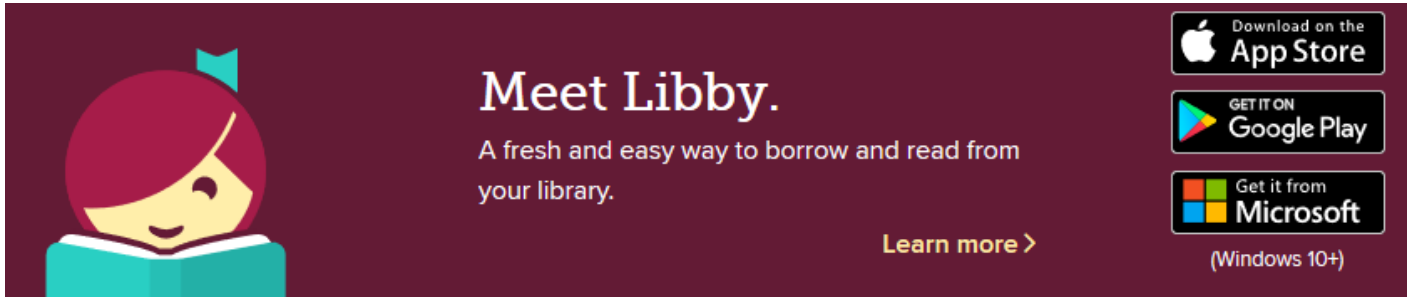


3. Click **Return Title**.



Overdrive / Libby

Overdrive is the site that works with libraries to allow you to read your electronic books on your cell phone or other portable device. It is also the easiest way to listen to ebooks.



From the WV Deli site, you can scroll down the page and find links for the Libby app. Or you can search your app store to find the Libby app.

Once you install the Libby app, it will prompt you to find your library and to enter your library card (just as you did when signing into WV Deli)

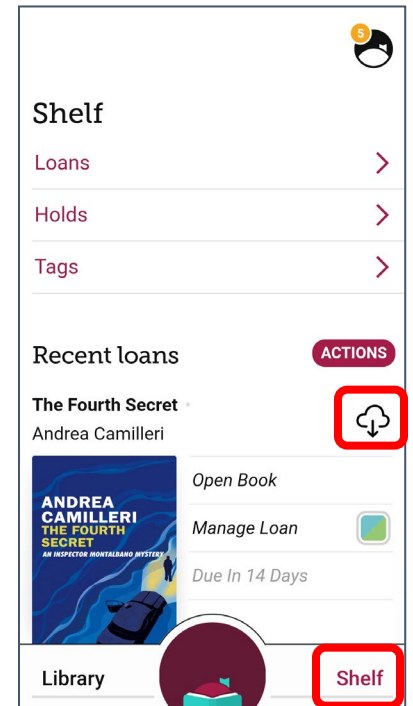
Books you have already checked out are available on your **Shelf** (the link is at the bottom of the screen).

Find the book you want to read, and tap on it to download it. Or click on the download icon.

Once the item is downloaded, tap on it and it will open on your device.

That's it! You now have access to thousands of books to while away the hours!

Any specific questions, feel free to ask the on our blog! (<https://olliatwvu.wpcomstaging.com>)



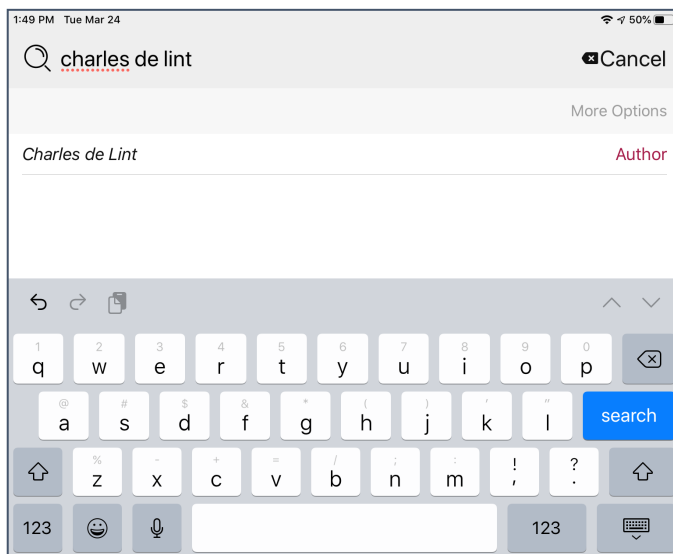
Using Overdrive on iOS (Apple Devices)

You'll need to go to the App Store and download the Libby app, which is free. Then you'll log in with your library card number. Once you're logged in, you can borrow eBooks and audio books.

1. Open the Libby App and log in (of you have not already).
2. At the bottom of the screen, select **Library**.
3. At the top of the screen, tap **Search for a Book**.




4. Type in the name of the author or the book for which you are searching.
5. Tap the **Search** key.



6. Scroll through the list until you see a book you want. Audio books have a little ear bud icon to differentiate them from ebooks.


7. Tap the **Borrow** link.

★★★★☆ 104 #2 IN SERIES
Memory and Dream •
Charles de Lint (+)


 **Borrow**

Play Sample

Tag



★★★★☆ 27
Firebirds Rising •
Tanith Lee, Kara Dalkey, Charles (+)

 **Borrow**


Read Sample

Tag

8. On the confirmation screen, click **Borrow**.



< "Charles de Lint" 🔍 👤

You are borrowing
Firebirds Rising
for 14 days.



Linked Card

LOANS	HOLDS
0 of 10	2 of 10

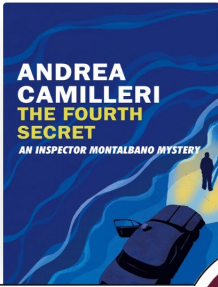
 

Borrow!


9. You can now download your book.

Recent loans ACTIONS

The Fourth Secret
Andrea Camilleri




Open Book

Manage Loan 

Due In 14 Days

Library




Shelf

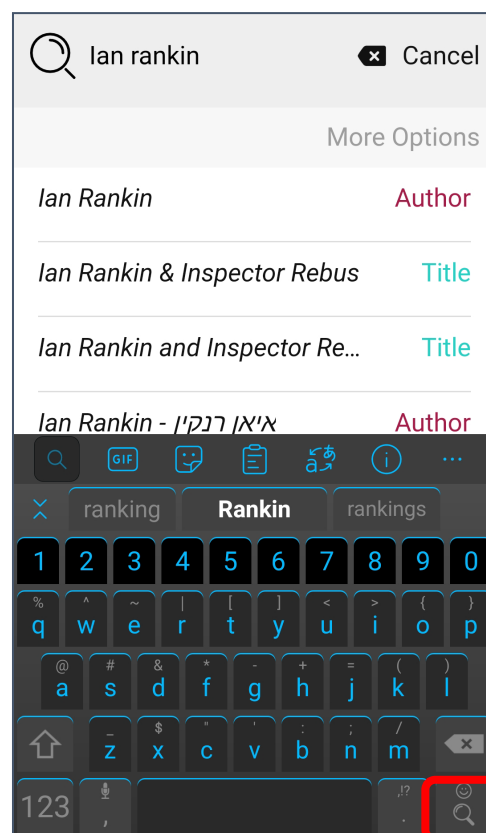
Using Overdrive on Android Devices

You'll need to go to the Play Store and download the Libby app, which is free. Then you'll log in with your library card number. Once you're logged in, you can borrow eBooks and audio books.

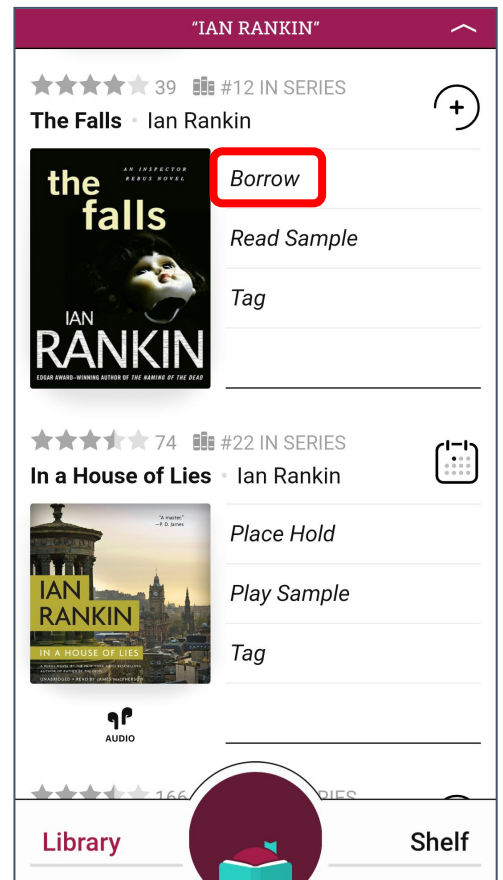
1. Open the Libby App and log in (of you have not already).
2. At the bottom of the screen, select **Library**.
3. At the top of the screen, tap **Search for a Book**.



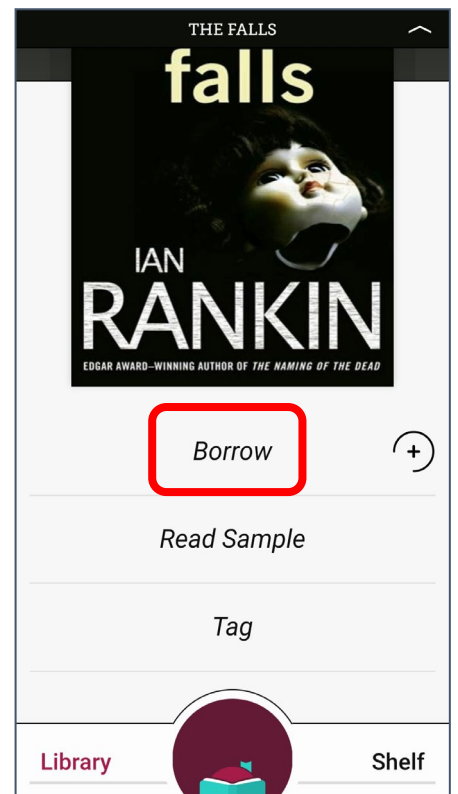
4. Type in the name of the author or the book for which you are searching.
5. Tap the **Search** key.



6. Scroll through the list until you see a book you want. Audio books have a little ear bud icon to differentiate them from ebooks.
7. Tap the **Borrow** link.




8. On the confirmation screen, click **Borrow**.




9. You can now download your book.

Recent loans ACTIONS


The Fourth Secret
Andrea Camilleri

 Open Book

Manage Loan 

Due In 14 Days

Library



Shelf