

iNaturalist

iNaturalist is an initiative of the California Academy of Sciences and the National Geographic Society.

To use it, you take a picture with your cell phone (making sure your GPS / location services are turned on) and then upload the picture to the app.

If you have data signal on your device, you can see if there is an immediate guess as to what you are seeing. Select your best guess and submit the picture.

Other naturalists from all over (including specialists in that field) will look at your tentative identification and either agree or make a different identification.

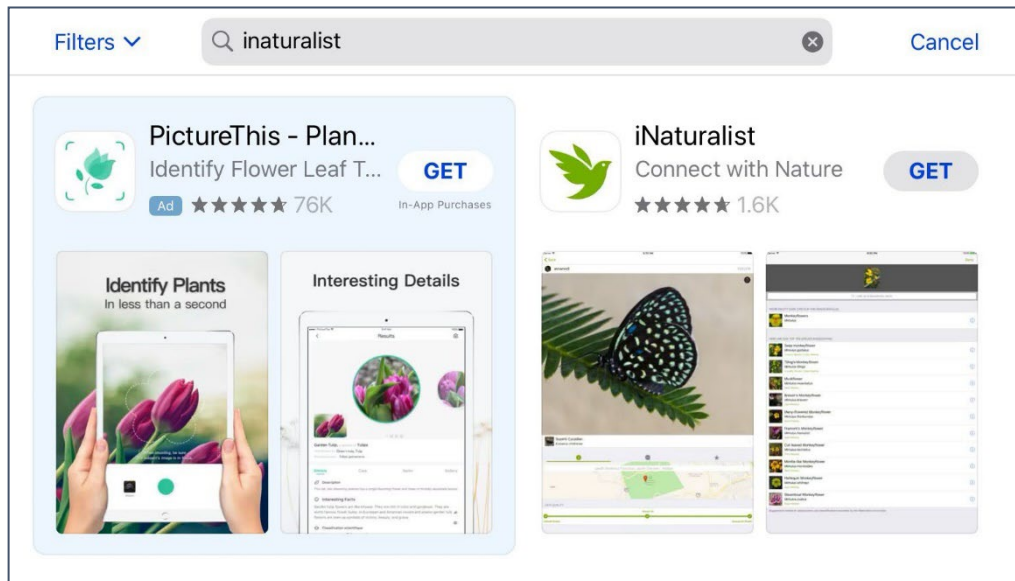
These observations allow naturalists and scientists to learn what species are at a specific place at a specific time, which is why the app requests your location—the more information tied to an individual picture, the better it is for the research.

Although you can take higher quality pictures with a digital camera, unless you know how to add location data to those pictures, you should stick to using your cell phone.


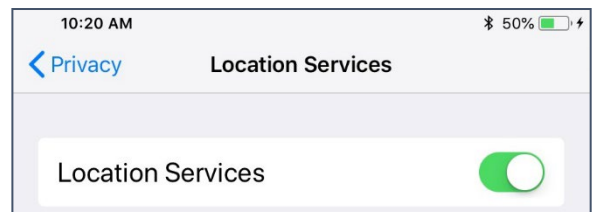

iNaturalist Website: <https://www.inaturalist.org>

Installing iNaturalist on Your Smart Phone or Tablet

1. Download the app to your cell phone (or tablet).

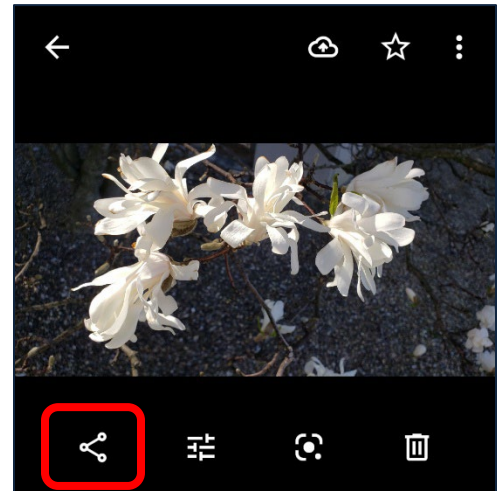


2. Log in or create an account. Make sure you create a unique password for every site you log into!
3. Turn on your GPS.
4. You're ready to take pictures to submit to the app!

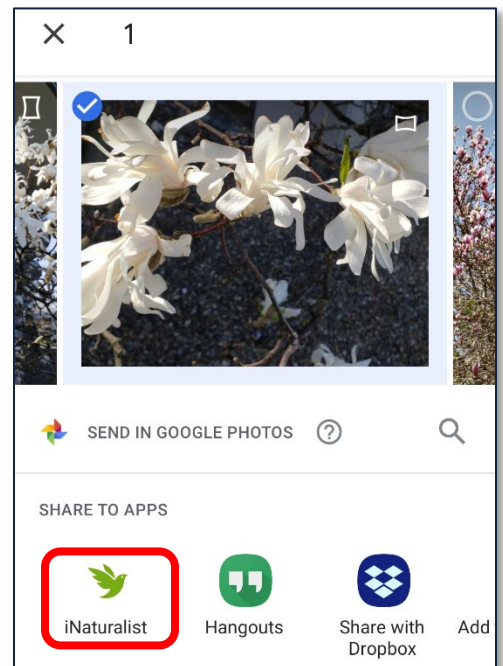


Using the iNaturalist App

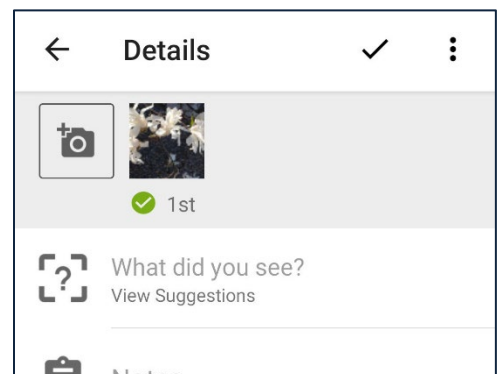
1. Take a picture of a flower, bird, insect—whatever interests you! To get a clear picture, you need to make sure your device is held as still as possible. You can do this by putting your arms on a table or railing or walking stick, or pressing your elbows into your body while taking the picture (this feels all kinds of awkward, but helps hold your arms steady).
2. View the photo (or photos) you want to submit. (You can have several pictures of the same observation in single submission.)
3. Click the **Share** icon.



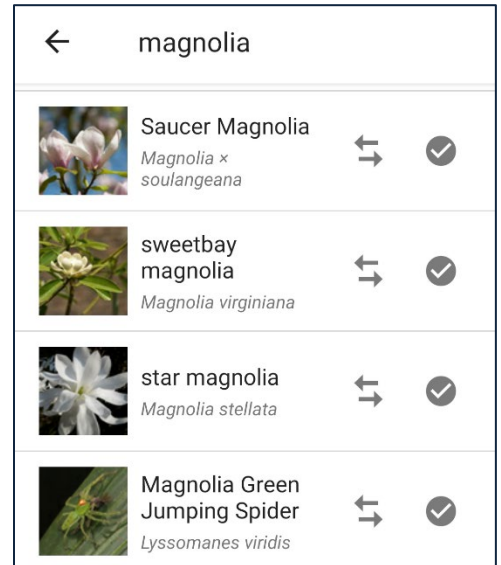
4. Select Share to **iNaturalist**. You may need to scroll through the list of available apps to find it.



5. Tap **What did you see?** To view the apps suggestion for your observation.

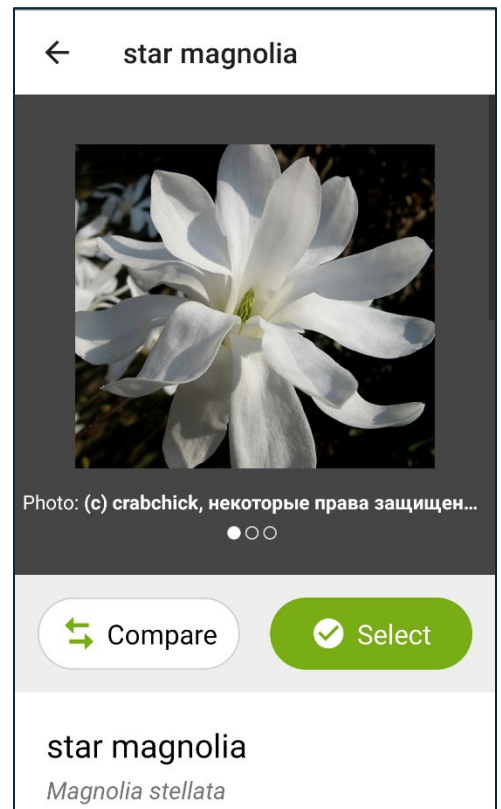


6. Scroll through the list of suggestions until you find one that looks like your observation.



7. Tap the **Compare** icon to see if your observation seems to match the selected species.

8. If you think you have a match for your observation, click **Select**.



9. Click the **green check** to submit your observation(s).

